

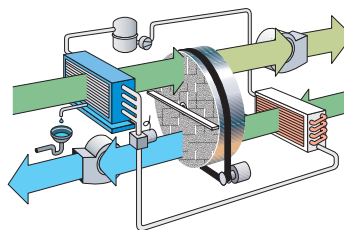
Avfuktare Flexisorb Recusorb / Consorb

**900 m³/h -
61 100 m³/h**
Torrluftflöde

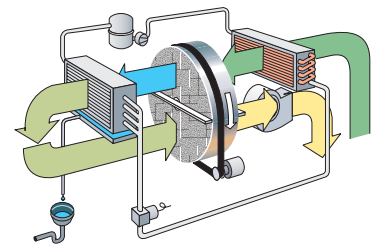


RF-101G

- Flexibel design
- Kundanpassad
- Tvättbar rotor
- Energisnål och miljövänlig
- Optimerad styrning
- Utdragbar rotorenhet



Econosorb



Frigosorb


FLEXISORB

- ett aggregat,
många
lösningar!
Flexisorbsys-
temet gör att
varje ag-
gregat kan
anpassas
till kundens
specifika be-
hov.



*Contains the SSCR rotor -
one step ahead in
adsorption technology*

*The high number of channels
means that moisture is adsorbed
with extra efficiency!*



Recusorb - with internal heat recovery for good energy efficiency						
Unit	Min process airflow	Max process airflow	Max wet airflow	Heater power	2 g/kg from 10C/100%RH *	Heater power *
RF-081	900 m3/h	4 500 m3/h	900 m3/h	8+8+8=24kW	2 500 m3/h	22 kW
RF-101	1 500 m3/h	7 000 m3/h	1 900 m3/h	24+12+6=42kW	3 600 m3/h	31 kW
RF-102	3 000 m3/h	9 700 m3/h	2 900 m3/h	40+20+10=70kW	6 500 m3/h	54 kW
RF-122	4 800 m3/h	15 600 m3/h	5 400 m3/h	64+32+16=112kW	10 600 m3/h	88 kW
RF-152	7 600 m3/h	24 800 m3/h	7 300 m3/h	100+50+25=175kW	16 800 m3/h	140 kW
RF-172	9 700 m3/h	31 500 m3/h	9 300 m3/h	226kW	21 300 m3/h	177 kW
RF-192	12 000 m3/h	39 900 m3/h	11 800 m3/h	288kW	27 100 m3/h	225 kW
RF-222	16 000 m3/h	51 300 m3/h	15 100 m3/h	368kW	34 800 m3/h	289 kW
RF-242	19 000 m3/h	61 100 m3/h	18 000 m3/h	438kW	41 500 m3/h	345 kW

* Process air flow to have dry air at 33C / 2g/kg with: - process air inlet 10C / 100%RH
 - wet air inlet at 30C / 12 g/kg - wet air flow 36% of process air flow
 - regeneration temperature 140C - purge by-pass

Consorb 75/25 - for large differences in moisture content between process and regeneration inlet						
Unit	Min process airflow	Max process airflow	Max wet airflow	Heater power	2 g/kg from 10C/100%RH *	Heater power *
CF-081 75/25	1 000 m3/h	4 500 m3/h	900 m3/h	8+8+8=24kW	2 400 m3/h	24 kW
CF-101 75/25	2 000 m3/h	7 000 m3/h	1 900 m3/h	24+12+12=48kW	3 900 m3/h	39 kW
CF-102 75/25	3 700 m3/h	9 700 m3/h	2 900 m3/h	40+20+10+10=80kW	7 800 m3/h	75 kW
CF-122 75/25	6 000 m3/h	15 600 m3/h	5 400 m3/h	64+32+16+16=128kW	12 700 m3/h	123 kW
CF-152 75/25	9 500 m3/h	24 800 m3/h	7 300 m3/h	100+50+25+25=200kW	20 000 m3/h	193 kW
CF-172 75/25	12 000 m3/h	31 500 m3/h	9 300 m3/h	260kW	25 000 m3/h	241 kW
CF-192 75/25	15 000 m3/h	39 900 m3/h	11 800 m3/h	330kW	32 000 m3/h	308 kW
CF-222 75/25	19 000 m3/h	51 300 m3/h	15 100 m3/h	420kW	42 000 m3/h	404 kW
CF-242 75/25	23 000 m3/h	61 100 m3/h	18 000 m3/h	500kW	50 000 m3/h	481 kW

* Process air flow to have dry air at 36C / 2g/kg with: - process air inlet 10C / 100%RH
 - wet air flow at 33C / 23 g/kg - wet air flow 26% of process air flow
 - regeneration temperature 140C

Consorb 60/40 - when low-cost energy at low temperatures is available						
Unit	Regen. temp 45C *	Regen. temp 70C **	Regen. temp 90C ***			
CF-081 60/40	1 800 m3/h	2 100 m3/h	2 000 m3/h	* Process air flow to have dry air at 6 g/kg with regeneration temperature 45C. ** Process air flow to have dry air at 4 g/kg with regeneration temperature 70C. *** Process air flow to have dry air at 3 g/kg with regeneration temperature 90C. For all Consorb 60/40 data: Process air and regeneration air inlet at 20C / 60%RH / 8,7g/kg. Wet air flow 2/3 of process airflow.		
CF-101 60/40	2 900 m3/h	3 300 m3/h	3 200 m3/h			
CF-102 60/40	5 700 m3/h	6 500 m3/h	6 300 m3/h			
CF-122 60/40	9 300 m3/h	10 600 m3/h	10 300 m3/h			
CF-152 60/40	14 700 m3/h	16 800 m3/h	16 200 m3/h			
CF-172 60/40	18 700 m3/h	21 300 m3/h	20 700 m3/h			
CF-192 60/40	23 700 m3/h	27 000 m3/h	26 200 m3/h			
CF-222 60/40	30 400 m3/h	34 700 m3/h	33 600 m3/h			
CF-242 60/40	36 200 m3/h	41 300 m3/h	40 100 m3/h			

Recusorb dp - for low dewpoints, one pushing fan for both dry air and wet air						
Unit	Dew point -30C *	Heater power *	Dew point -50C **	Heater power **	Dew point -65C ***	Heater power ***
RF-081 dp	900 m3/h	11 kW	400 m3/h	5 kW	400 m3/h	
RF-101 dp	1 400 m3/h	17 kW	700 m3/h	9 kW	700 m3/h	
RF-102 dp	2 900 m3/h	36 kW	1 400 m3/h	15 kW	1 400 m3/h	
RF-122 dp	4 700 m3/h	58 kW	2 300 m3/h	29 kW	2 300 m3/h	
RF-152 dp	7 600 m3/h	94 kW	3 800 m3/h	47 kW	3 800 m3/h	
RF-172 dp	9 600 m3/h	119 kW	4 800 m3/h	60 kW	4 800 m3/h	
RF-192 dp	12 200 m3/h	151 kW	6 100 m3/h	76 kW	6 100 m3/h	
RF-222 dp	15 700 m3/h	195 kW	7 800 m3/h	97 kW	7 800 m3/h	
RF-242 dp	18 700 m3/h	232 kW	9 300 m3/h	115 kW	9 300 m3/h	

* Dry airflow to have dry air at -30C dp with air inlet at 8C/100%RH. Regeneration temperature 140C
 ** Dry airflow to have dry air at -50C dp with air inlet at 5C/100%RH. Regeneration temperature 140C
 *** Dry airflow to have dry air at -65Cdp with air inlet at 5C/100%RH. Zeolite rotor. Regeneration temperature 180C
 For all Recusorb dp: Wet air flow 1/2 of process air flow.

Rätten till ändringar utan föregående meddelande förbehålls.

Seibu Giken DST AB

Avestag, 33, S-163 53 Spånga, Sweden
 www.dst-sg.com
 E-mail: info@dst-sg.com
 tel: +46(0)8-4457720; fax: +46(0)8-4457739

Representant: